

3rd Symposium on the Biology of Non-Weedy Parasitic Plants

Namur, Belgium, 12–15 September 2013

General information

Weather

The average temperature in Namur for September is around 17°C, but be prepared for both colder and warmer weather, and bring some rain clothes as well, for the afternoon walk and excursion on Saturday.

Accommodation

The meeting takes place in the Auberge de Jeunesse “Félicien Rops”, Avenue Félicien Rops 8, B-5000 Namur, Belgium, where most of the participants will sleep as well. For the participants staying in the youth hostel: there is no need to bring bed linen, sheets are provided and included in the price, but you should bring your own towel(s). All bedrooms have their own shower, toilets are found in the hallways.

Meeting room

The welcome on Thursday, the presentations and the poster session all take place in room “1 Quatre Fils Aymon”, which is at the far end of the court yard behind the main building, the access is on the right of the main entrance of the youth hostel. You should go directly to the meeting room when you arrive on Thursday, we will take care of your registration in the youth hostel itself. Our rooms are also located in buildings on the court yard, next to the meeting room.

Internet

There is free wireless internet available in the youth hostel.

Food

All meals (buffet on Thursday evening, lunch and dinner on Friday and Saturday) are included in the registration price for all participants, so also the people staying in another hotel will eat for free in the youth hostel (except for breakfast). A first round of drinks will be included in the buffet and the evening meals, further drinks are at your own

expense. The youth hostel has a bar where we can convene in the evenings and where you can buy all sorts of drinks.

If you know that you will miss a meal (arriving later, leaving earlier, going out for dinner), please let us know at least 10 days in advance (so on 2 September at the latest), so we can adjust the number of meals ordered.

Money

There are no cash dispensers (ATM) close to the youth hostel, so make sure to bring enough money to pay for your drinks. If you need to get more euros, there are ATMs in airports and larger train stations. In Namur station, there are two cash machines located to the right of the descending escalator towards the city centre in the station hall above the tracks.

Oral presentations

Presentations can be in PowerPoint, PDF or Keynote format, and there will be a laser pointer/remote control. The computer that will be used for the presentations is a Mac, so it may be safest for Windows users to make a PDF version as well. There will be opportunities to test if your presentation works correctly, starting on Thursday afternoon. If it doesn't work on the Mac, there is a possibility to connect your own PC to the projector instead, but this needs to be tested in advance as well.

Posters

Posters can be of any size, up to A0. If you choose A0, please make your poster in portrait (vertical) format. We will provide material to fix the posters to their supports. Posters should be put up upon arrival and will be on display during the whole conference, they will be in the same room as the oral presentations and the coffee breaks.

Excursion on Saturday 14 September

We will explore the calcareous grasslands around Namur in the afternoon of Saturday 14 September. Bring sturdy footwear (walking shoes or hiking boots) and appropriate clothing. If you are not coming to the excursion or conversely, you would like to bring another person, please let us know as soon as possible, as we need to organise the transportation for that day.

Travel to Namur

By train

Brussels has many international connections, and trains leave from Brussels South to Namur twice an hour, it takes about an hour to travel between the two.

You can use the Deutsche Bahn travel planner to plan your journey straight from your home town to Namur: <http://reiseauskunft.bahn.de/bin/query.exe/en?>

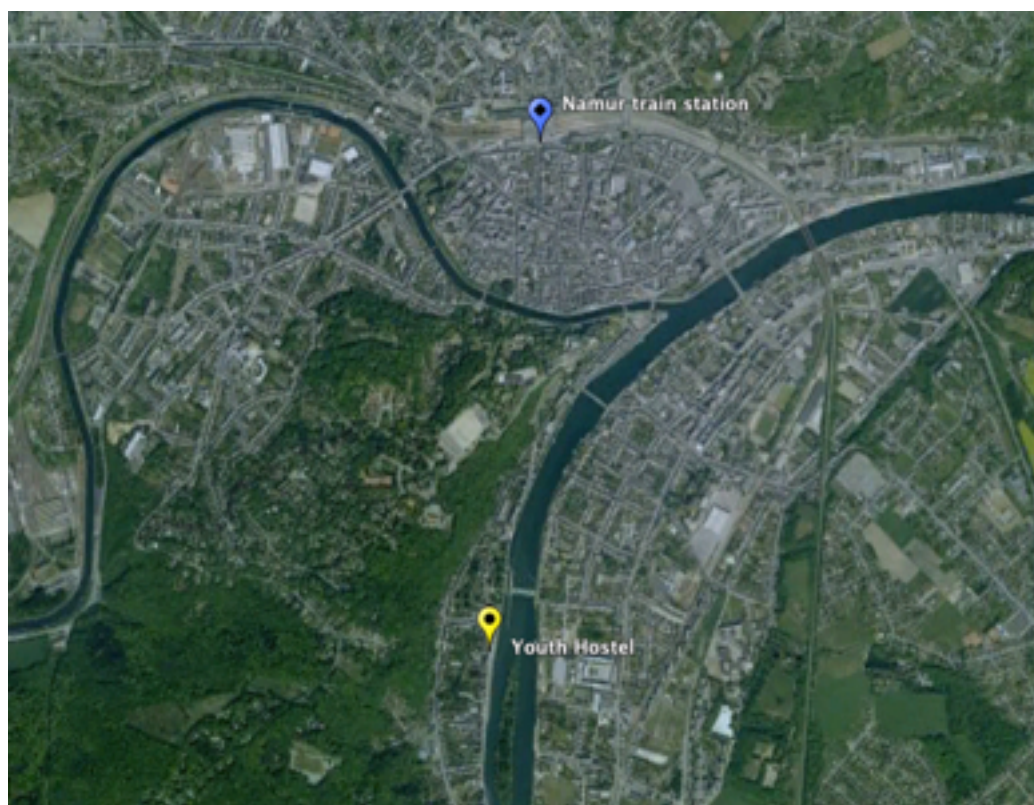
By air

Brussels National Airport (BRU) and Brussels South-Charleroi (CRL) are the two airports closest to Namur. From Brussels National Airport you can take the train first to Brussels North and then change for the train to Namur (see the DB travel planner, use “BRU Brussels Airport” as your departure station).

At Charleroi airport there are two ticket dispensers where you can buy a single ticket valid for “any Belgian destination”. This ticket covers a journey in a TEC bus (from the airport to Charleroi-Sud station) and a train journey (from Charleroi-Sud to any station in Belgium). The bus from the airport to the station takes 20 minutes, the train from Charleroi-Sud to Namur is a direct train and it takes between 31 and 45 minutes, depending if you take an intercity train or a regional train (see DB planner). There is at least two trains per hour.

By car

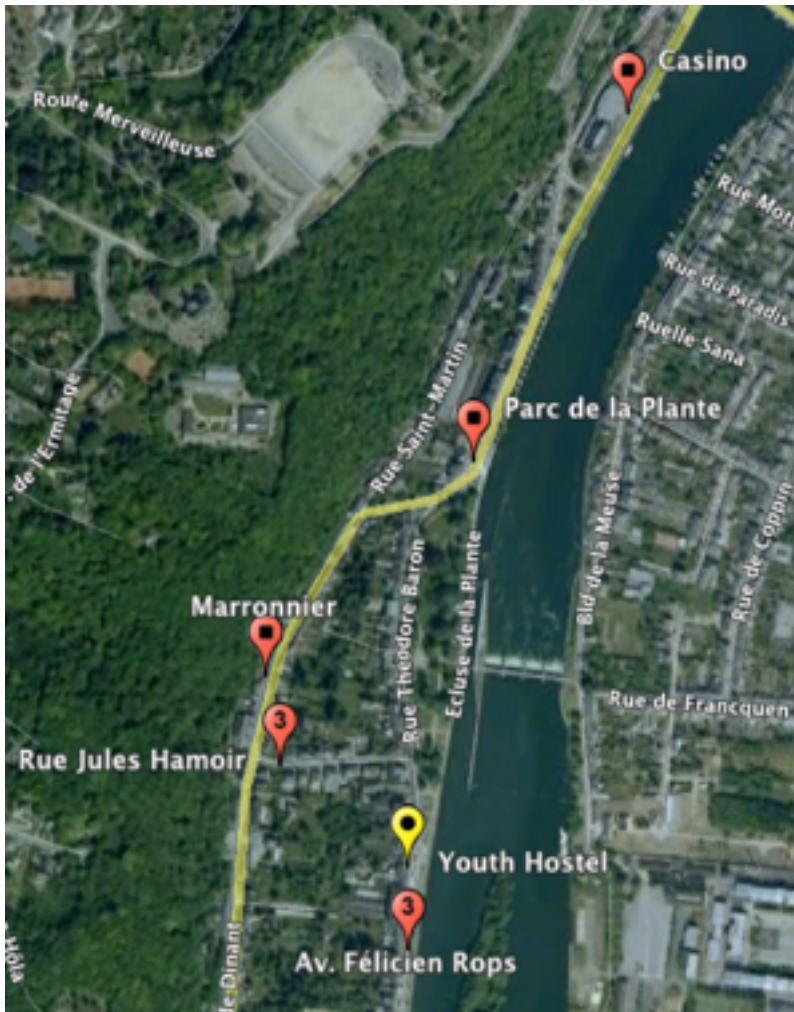
Use your favorite trip planner or GPS to get to the youth hostel, the address is Avenue Félicien Rops 8, 5000 Namur, Belgium. There is free parking available for those who stay at the youth hostel.



Travel from Namur train station to the youth hostel

Trains from Brussels arrive regularly at :39 and :19, the intercity train from Charleroi arrives at :31, the regional trains from Charleroi vary in their arrival time. Check on the DB planner for the specific arrival time of your train, and take into account that trains in Belgium often run a bit late. Upon arrival in Namur, go upstairs to the station hall and take the “Centre ville” exit, there is a descending escalator on the right.

Apart from a taxi, there are two bus lines you can take from the train station to the youth hostel. Bus tickets can be bought on the bus and cost € 1.90 for a single ride. If you travel with 3 or more people, it is actually more advantageous to buy a “carte Multi 8”, which will give you 8 single rides for € 8.80. You cannot buy this card on the bus, you will have to go to the “Maison de la TEC”, which is located on the other side of the street opposite the station building, on the right. Exit the station, go right along the station building, then cross the street at the next pedestrian crossing.



The map shows the youth hostel (yellow) and the bus stops (red markers) for both bus lines (squares) and line 3 only (3) described below. Both lines follow the yellow line, line 4 continues south on that road, line 3 goes left to Rue Jules Hamoir and then south along the river Meuse.

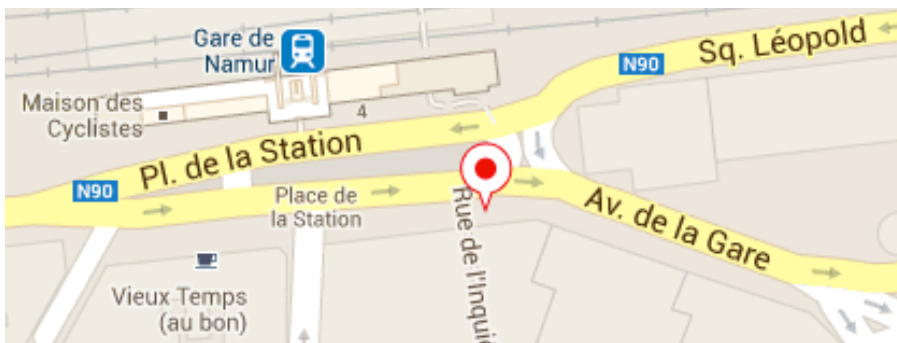
Bus 3, direction **Namur (La Plante)**, leaves from platform D2 in a street just opposite the train station, see picture below. Cross the square first, then go left.



The current timetable (a new one will be in place from 1 September 2013 onwards, which will be posted on the conference website) tells us that bus 3 leaves at :40 after every hour with a few extra departures in between (11:40, 12:10, 12:40, 13:40, 14:40, 15:40, 16:40, 17:10, 17:40, 18:40, 19:40 is the last bus), and it takes 11-13 minutes.

The stop closest to the youth hostel is called “Av. Félicien Rops” and its actually a bit after the youth hostel, you will have to walk back (100 m). You can also take a stop earlier, “Rue J. Hamoir” (300 m walk, see map).

Bus 4, direction **Mont Godinne**, has a more frequent time table, it leaves at :17 and :47 from platform D1, see picture below. The last bus leaves at 21:47.



This bus takes around 10 minutes to reach bus stop “Marronnier” (see map), from which it takes 7 min (450 m) to walk to the youth hostel via Rue Jules Hamoir.

Bus stops are not announced on the buses. The stop before “Marronnier”, “Parc de la Plante” is the last one along the river, so when bus 4 moves away from the river, push the STOP button. If you prefer to walk along the Meuse (± 540 m to the youth hostel), push the STOP button after the Casino and get off at “Parc de la Plante”.

You should make sure to have enough coins or a small bill (€ 5 or € 10) to pay your bus fare: the drivers are not happy if you try to pay with a € 20 bill or more, and they may not even have enough change.